

Estimating the indirect costs associated with the expected number of cancer cases in Mexico by 2020

Cristina Gutiérrez-Delgado, BSc, PhD,⁽¹⁾ Daniel Armas-Texta, BSc,⁽²⁾ Nancy Reynoso-Noverón, MD, PhD,⁽²⁾ Abelardo Meneses-García, MD, PhD,⁽³⁾ Alejandro Mohar-Betancourt, MD, PhD.⁽⁴⁾

Gutiérrez-Delgado C, Armas-Texta D, Reynoso-Noverón N, Meneses-García A, Mohar-Betancourt A.

Estimating the indirect costs associated with the expected number of cancer cases in Mexico by 2020. *Salud Publica Mex* 2016;58:228-236.

Abstract

Objective. To estimate the indirect costs generated by adults with cancer in Mexico from 2002-2020. **Materials and methods.** Using information from national sources and the national cancer incidence from GLOBOCAN, we estimated income lost due to premature death (ILPD), short-term benefits (STBs), disability pensions (DPs), and opportunity costs for the carer (OCCs) generated by patients with cancer. Amounts were reported in Mexican pesos. **Results.** We estimated 23 359 deaths and 216 679 new cases of cancer by 2020, which would be associated with a total indirect cost of 20.15 billion Mexican pesos. Men are expected to generate 54.9% of these costs. ILPD is expected to comprise the highest percentage of the cost (60%), followed by OCCs (22%), STBs (17%) and DPs (1%). **Conclusions.** From an economic perspective, the results emphasize the need to strengthen preventive interventions and early detection of cancer among adults to reduce its effect on the productivity of Mexico.

Keywords: cancer; cost of illness; social security; Mexico

Gutiérrez-Delgado C, Armas-Texta D, Reynoso-Noverón N, Meneses-García A, Mohar-Betancourt A.

Estimación del costo indirecto asociado con el número esperado de casos de cáncer en México al año 2020. *Salud Publica Mex* 2016;58:228-236.

Resumen

Objetivo. Estimar el costo indirecto generado por población mexicana adulta con cáncer en el periodo 2002-2020. **Material y métodos.** Utilizando información 2002-2013 de fuentes nacionales y de incidencia de GLOBOCAN, se estiman para 2002-2020 los ingresos perdidos por muerte prematura (IPMP), subsidios de corto plazo (SCP), pensiones de invalidez (PD) y costo de oportunidad del cuidador (COC) generados por pacientes con cáncer, reportándose montos en millones de pesos (mdp) mexicanos. **Resultados.** Se estiman 23 359 muertes y 216 679 casos nuevos de cáncer para 2020, con un costo indirecto total de 20 148 mdp, del cual 54.9% corresponde a hombres. IPMP contribuye en mayor medida (60%), seguida por COC (22%), SCP (17%) y PD (1%). **Conclusiones.** Los resultados apoyan, desde la perspectiva económica, la necesidad de robustecer el proceso de prevención y detección temprana de los cánceres en adultos para reducir su impacto en la productividad del país.

Palabras clave: cáncer; costo de enfermedad; seguridad social; México

(1) Unidad de Análisis Económico, Secretaría de Salud. Ciudad de México, México.

(2) Unidad de Epidemiología, Instituto Nacional de Cancerología. Ciudad de México, México.

(3) Dirección General, Instituto Nacional de Cancerología. Ciudad de México, México.

(4) Instituto de Investigaciones Biomédicas, Universidad Nacional Autónoma de México. Ciudad de México, México.

Received on: August 31, 2015 • Accepted on: January 19, 2016

Corresponding author: Dr. Alejandro Mohar Betancourt. Av. San Fernando 22, col. sección XVI. 14080 Tlalpan, Ciudad de México, México.

Email: amohar@incan.edu.mx

At the beginning of the 21st century, the comprehensive management of chronic non-communicable diseases (CNCDs) became a priority for governments worldwide, given its effects both on the sustainability of national health systems and the productivity and wellbeing of humanity.¹⁻⁴

Among CNCDs, cancer plays a significant role because of its connections to both the aging population and urban lifestyles.⁵ Cancer presents three challenges to the financial sustainability approach. First, estimates are needed of the funding necessary to treat the increasing number of patients who require medical care in the medium term.^{2,4} Second, the indirect costs generated by disability, pensions, non-medical patient care, and premature deaths among the working-age population (WAP) with cancer must be determined.^{6,7} Finally, the funding needed to implement prevention and timely detection actions must be assessed, and the potential savings that these actions would generate in the medium and long terms must be estimated.⁴

Although the economics of providing medical services to patients with specific cancers has been addressed internationally, few studies have analyzed the indirect cost associated with these diseases.⁸⁻¹⁰ Specific studies have been published in Mexico to determine the medical care costs associated with breast cancer, lung cancer, and cervical-uterine cancer.¹¹⁻¹⁴ In addition, institutions such as the Popular Health Insurance (*Seguro Popular de Salud*; SPS) and the Mexican Social Security Institute (*Instituto Mexicano del Seguro Social*; IMSS) have developed cost systems to quantify various cancers funded with public resources by stage.^{15,16} Likewise, publications including cost-effectiveness analyses of preventative actions exist for cervical-uterine cancer and breast cancer cases in Mexico.^{17,18} However, no published studies have estimated the indirect costs associated with cancer in Mexico.

Because of the importance of economic analyses regarding cancer in Mexico, this study aimed to provide an estimate of the indirect costs derived from this set of diseases among Mexican adults between 2002 and 2020.

Materials and methods

The indirect costs associated with patients with cancer are estimated as the sum of the costs generated by income lost due to premature death (ILPD), short-term benefits (STBs), invalidity/disability pensions (DPs), and the opportunity costs of the non-medical carer (OCCs). The method for calculating the indirect cost components has been used to quantify the indirect costs of cancer in other countries and the indirect costs of other conditions in Mexico.^{8,19} All calculations were performed with regard to gender in the WAP, defined

as individuals aged between 15 and 64 years according to the Federal Labor Law (*Ley Federal del Trabajo*; LFT) and the Social Security Law (*Ley del Seguro Social*; LSS), which was in forced in 2013.⁶⁻⁷ A description of the sources of data and calculation method for each of the indirect cost components is presented in Table 1. A detailed description of the calculation can be found in an upcoming work.²⁰ The analysis was performed using R version 3.1 from July 2014 to June 2015.

Results

Population projections indicate that, on annual average, 72.7 million WAP individuals will live in Mexico from 2002 to 2020. Approximately 77% of the men and 42% of the women in the WAP comprised the economically active population (EAP) between 2005 and 2013. In addition, 95% of the EAP was employed (EEAP), and 61% was salaried (SEEAP) on average. The SEEAP represents approximately 40% of the men and just over 23% of the women in the WAP. The proportions of SEEAP, which under the framework of the LSS (in forced in 2013) are entitled to financial benefits, indicate that the effects that STBs and DPs will have on the indirect cost will be modest compared with those of ILPD and OCCs. Figure 1 shows the mean percentage distribution of the EAP, EEAP and SEEAP by age and gender. These distributions allow speculation with regard to the contribution of the patients whose demographic structure will affect ILPD, STBs and DPs; specifically, the contribution of females will be, on average, half the contribution of males for all age groups.

Figure 2 shows both the number of expected deaths that generate ILPD and the expected cases that will generate STBs, DPs, and OCCs over the analysis period. A growing trend was observed for all cases, which primarily reflects the aging Mexican population. Importantly, the number of non-medical caregivers is especially high given that one caregiver was considered in the calculation for each new case of cancer without a patient age restriction.

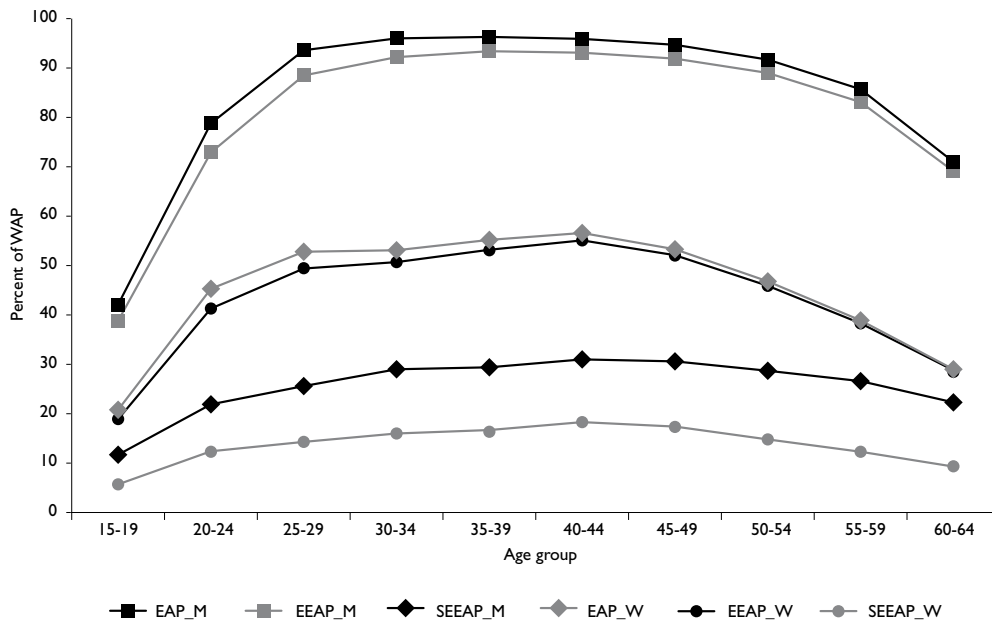
We estimated that 20 526 deaths by cancer would occur in the EEAP in 2014 (95% CIs=20 053-20 999), and 605 758 cases of cancer would exist in the total population (95% CIs=540 665-670 852), of which 167 534 would be new cases (95% CIs=165 205-169 864). Based on these figures, 60.96% (95% CIs=60.20%-61.73%) of the deaths and 41.46% (95% CIs=41.91-48.01) of prevalent cases will be men. If the trend observed up to 2013 continues, deaths by cancer in the WAP could rise to 23 359 by 2020 (95% CIs=22 775-23 943), and the number of prevalent cancer cases in the entire population could

Table I
DESCRIPTION OF THE INDIRECT COST COMPONENTS GENERATED BY PATIENTS WITH CANCER

Component	Definition	Calculation	Sources
ILPD	Measures the loss of income that is no longer generated due to the death of the worker before age 65	Projected deaths generated by all cancers (ICD10: C00-C97, D10-D48) according to linear regression, polynomial fit, and spline models ^{21,22} Multiplication of deaths by EAP and EEAP Multiplication of deaths in EEAP by present value of average annual BS-SMI and annual income considering years lost between the age of death and age 65	2002-2013 death statistics from INEGI. ²³ BS-SMI from IMSS. ²⁴ Income, EPA, EEAP from ENOE second trimester 2005-2014. ²⁵ 2002-2013 BS-SMI and 2005-2013 income deflated to 31 st December 2013 Mexican pesos were projected using linear trends. ²⁶
OCCs	Measures the loss of income due to the time taken by a non-medical caregiver to serve the patient during the critical period of treatment	Projected new cases considering the incidence of cancers analyzed by GLOBOCAN for all age groups and both genders Multiplication of expected cases by average daily BS-SMI and daily income considering 266 days as the critical period of treatment during which care is required from a non-member of the medical staff	2002-2020 CONAPO population projections. ²⁷ Projected incidences based upon GLOBOCAN 2002, 2008, 2012 estimates following the OLS method assuming logarithmic behavior. ^{28,29} BS-SMI from IMSS. ²⁴ Income from ENOE second trimester 2005-2014. ²⁵ 2002-2013 BS-SMI and 2005-2013 income deflated to 31 st December 2013 Mexican pesos were projected using linear trends. ²⁶
STBs	Measures the opportunity cost that represents for public social security institutions paying the salaried employee while absent from work based on temporary disability due to cancer	Projection of expected cases considering the prevalence of all cancers Multiplication of expected cases by EAP, EEAP and SEEAP Multiplication of expected cases in SEEAP by 60% of daily BS-SMI, considering an average of 266 days of disability	2002-2020 CONAPO population projections. ²⁷ Prevalence estimates based upon 2002, 2008, 2012 GLOBOCAN incidence and 2002-2013 deaths for each cancer projected via the OLS method assuming logarithmic behavior. ^{23,28,29} Article 98 of the LSS.6 BS-SMI from IMSS. ²⁴ EAP, EEAP, SEEAP from ENOE second trimester 2005-2014. ²⁵ BS-SMI deflated to 31 st December 2013 Mexican pesos were projected using linear trends. ²⁶
DPs	Measures the opportunity cost that represents for public social security institutions paying the salaried employee a pension due to permanent disability of the worker generated by cancer	Projection of expected cases considering the prevalence of all cancers Multiplication of expected cases by EAP, EEAP and SEEAP Multiplication of expected cases in SEEAP by present value of 35% of the mean BS-DLI of the last 500 weeks of contribution, considering 26% of patients with cancer under 50 years old and 70% of patients with cancer over 50 years old are pensioned and years in pension considering the adjusted life expectancy for cancer survivors ^{8,29}	2002-2020 CONAPO population projections. ²⁷ Prevalence estimates based upon 2002, 2008, 2012 GLOBOCAN incidence and 2002-2013 deaths for each cancer projected via the OLS method assuming logarithmic behavior. ^{23,28,29} Article 141 of LSS6 BS-SMI from IMSS. ²⁴ EAP, EEAP, SEEAP from ENOE second trimester 2005-2014. ²⁵ BS-SMI deflated to 31 st December 2013 Mexican pesos were projected using linear trends. ²⁶

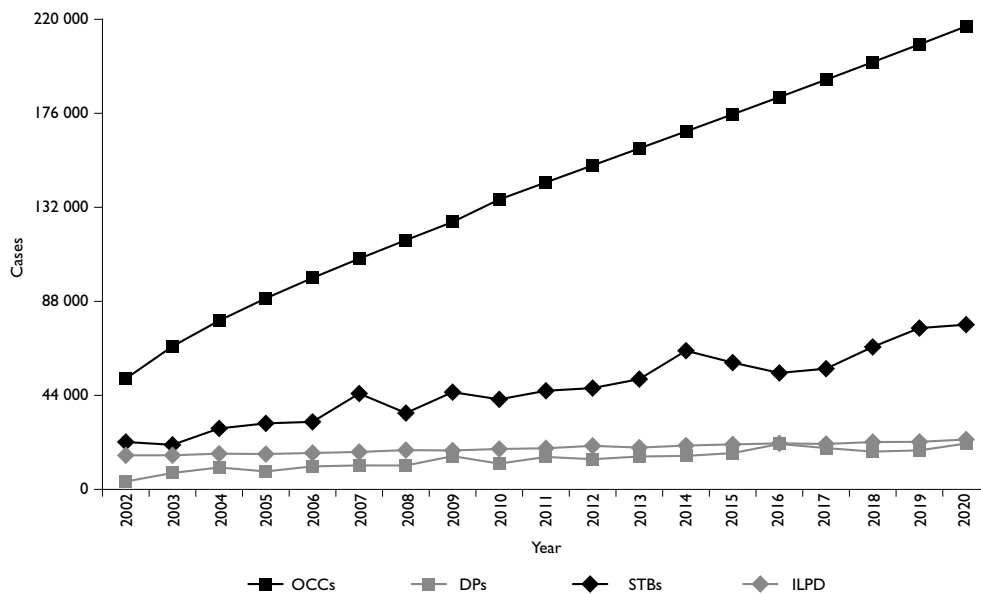
ILPD: income lost for premature death; OCC: opportunity cost for the carer; STB: short-term benefit; DP: disability pension; BS: base salary; SMI: sickness and maternity insurance; DLI: disability and life insurance; EAP: proportion of economically active population; EEAP: proportion of employed economically active population; SEEAP: proportion of salaried employed economically active population; LSS: social security law (acronym in Spanish).

* Reynoso-Noverón N, Armas-Texta D, Gutiérrez-Delgado C, Lasa-Gonsebatt F, Mohar-Betancourt A. Cancer Epidemiology: The challenge of the epidemiological surveillance system in Mexico. Unpublished paper.



EAP: economically active population; EEAP: employed economically active population; SEEP: salaried employed economically active population; M: men; W: women; WAP: Working age population.
 Source: Authors' calculations using ENOE data, second trimester 2005-2013 INEGI.²⁵ For the calculations, the 2014-2020 behavior was assumed to be similar to the 2005-2013 behavior; and the 2002-2004 behavior was assumed to be similar to the 2010-2013 behavior.

FIGURE 1. AVERAGE EAP, EEAP AND SEEP PERCENTAGES BY AGE AND GENDER IN MEXICO, 2002-2020



STBs: short term benefit; DPs: invalidity/disability pension; OCCs: opportunity cost for the carer; ILPD: income lost due to premature death
 Source: The authors' calculations were based on the Conapo and ENOE data, second trimester 2005-2013 INEGI.²⁵ For the calculations, the 2014-2020 behavior was assumed to be similar to the 2005-2013 behavior; and the 2002-2004 behavior was assumed to be similar to the 2010-2013 behavior.

FIGURE 2. DEATHS AND EXPECTED CANCER CASES GENERATING ILPD, STBs, DPs, AND OCCs IN MEXICO FROM 2002-2020

double to 1 262 861 (95% CIs=(1 079 419-1 446 303), of which 216 679 (95% CIs=213 145-220 214) would be new cases. Once again, men will comprise the highest percentage of deaths 58.30% (95% CIs=57.54%-59.07%), and women will comprise 57.33% of the prevalent cases (95% CIs=(51.62%-62.92%)) in the entire population.

In terms of the income considered in the indirect cost calculation, the base salary for the Sickness and Maternity Insurance (BS-SMI) and Disability and Life Insurance (BS-DLI) of the IMSS were greater than the income reported by the non-salaried EEAP (NSEEAP). Figure 3 shows the mean BS-SMI and BS-DLI amounts and income as well as the mean income distribution by age and gender. We estimated that the mean difference between BS and income was 59%, although it is projected that this difference will significantly decrease over time. Moreover, average differences of 3% and 25% were observed among the age groups and between genders, respectively. An average difference of 45% was observed between the income of the 15- to 19-year-old age group and that of all age groups. These differences help explain the monetary contribution that the demographic structure of the WAP contributes to the different indirect cost components.

Figure 4 shows the annual amounts of the indirect cost components for the analysis period considering all of the available information and applying the methodology presented in table I. The estimated ILPD for 2014 was 9.985 billion Mexican pesos (bMXN; 95% CIs=9.628-10.343), whereas it will be 12.121 bMXN in 2020 (95% CIs=10.399-13.843). Men comprised the largest group (66.78%) in the total population (95% CIs=63.57-70). These results are consistent with the fact that the population projections are higher for women, although their participation in the EAP has been lower historically. The results are also consistent with the gender difference in income (Figure 4a).

The estimated STBs will be 2.828 bMXN (95% CIs=2.030-3.104) in 2014, and the respective projection for 2020 is 3.315 bMXN (95% CIs=(1.410-5.106). In this case, women comprised the largest group with an estimated percentage of 54.56% of the total population (95% CIs=51.22-57.90; Figure 4b).

The cost estimated for DPs in 2014 was 258 million MXN (mMXN; 95% CIs=208-308), and that estimated for 2020 was 275 mMXN (95% CIs=191-358). Once again, women comprised the largest group with an estimated percentage of 62.30% of the total population (95% CIs=59.00-65.60; Figure 4c).

Finally, the estimated OCCs in 2014 were 3.171 bMXN (95% CIs=3.068-3.274), and the 2020 estimate was 4.437 bMXN (95% CIs=4.256-4.619). Women would generate the highest percentage of patients requiring

non-medical care and thus the highest OCC with 53.5% of the total cases (95% CIs=50.22-57.17; Figure 4d).

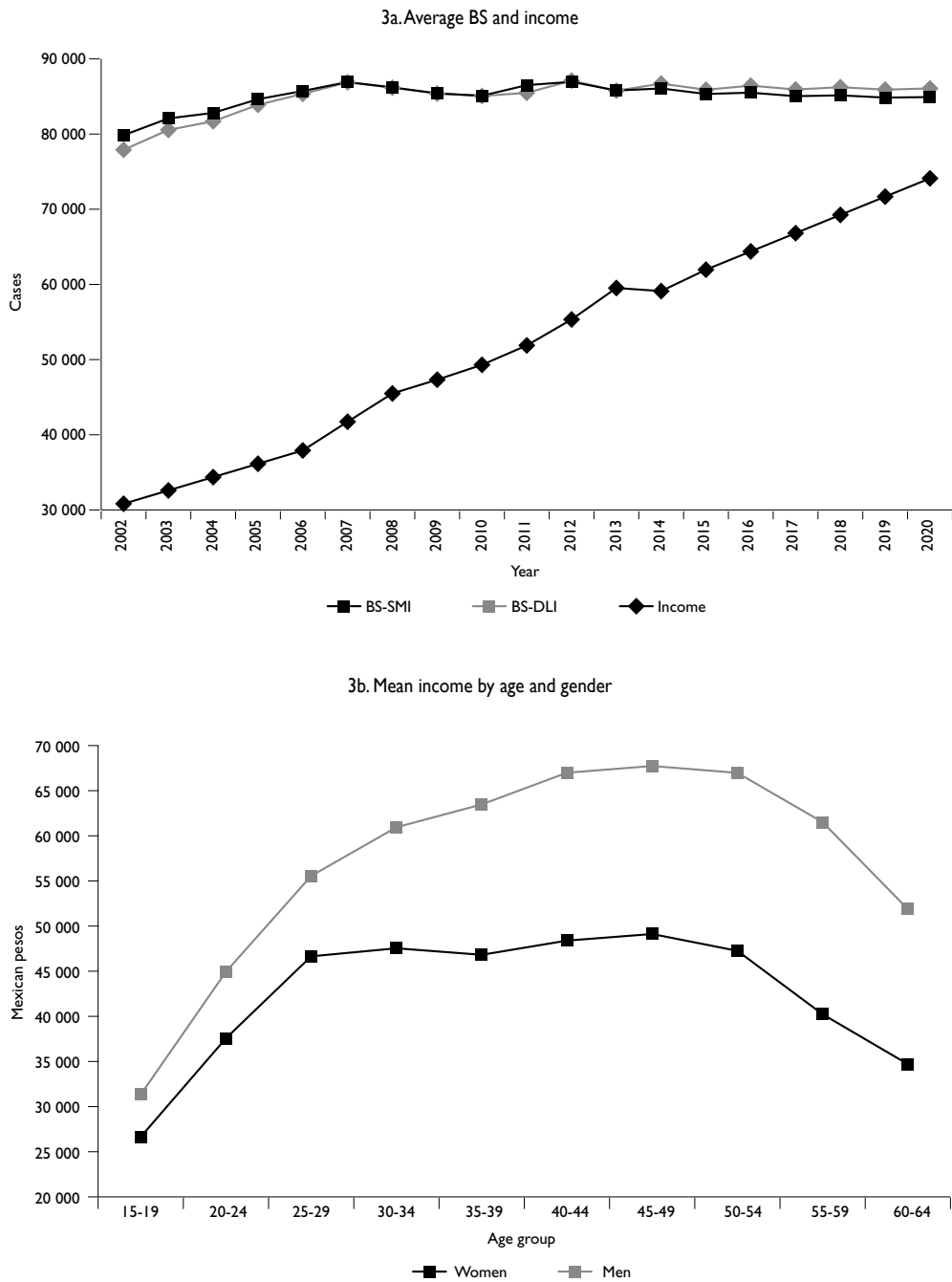
Therefore, the indirect costs estimated using the available data were 16.242 bMXN (95% CIs=14.933-17.028) in 2014. Based on this projection, the indirect costs will reach 20.148 bMXN (95% CIs=16.256-23.926) by 2020, of which 54.9% corresponds to men (Figure 4e).

Discussion

This study is the first to estimate the indirect cost associated with cancer in the Mexican WAP from 2002-2020. This estimate included ILPD, STBs, and DPs payments as well as the OCCs generated by patients with cancer. The estimate was made mainly using data from Mexican public sources and the legal social security framework in forced in 2013. The estimate reflects the conditions of the Mexican labor market for the EEAP with respect to ILPD and for the SEEAP with respect to STBs and DPs. Furthermore, it shows the economic effect that Mexican society is absorbing in the case of OCCs. Our estimates show that ILPD and OCCs contribute more than 80% of the total indirect costs, followed by STBs and DPs. The observed and projected trends indicate that the indirect costs due to cancer will fluctuate around 20.148 bMXN in 2020.

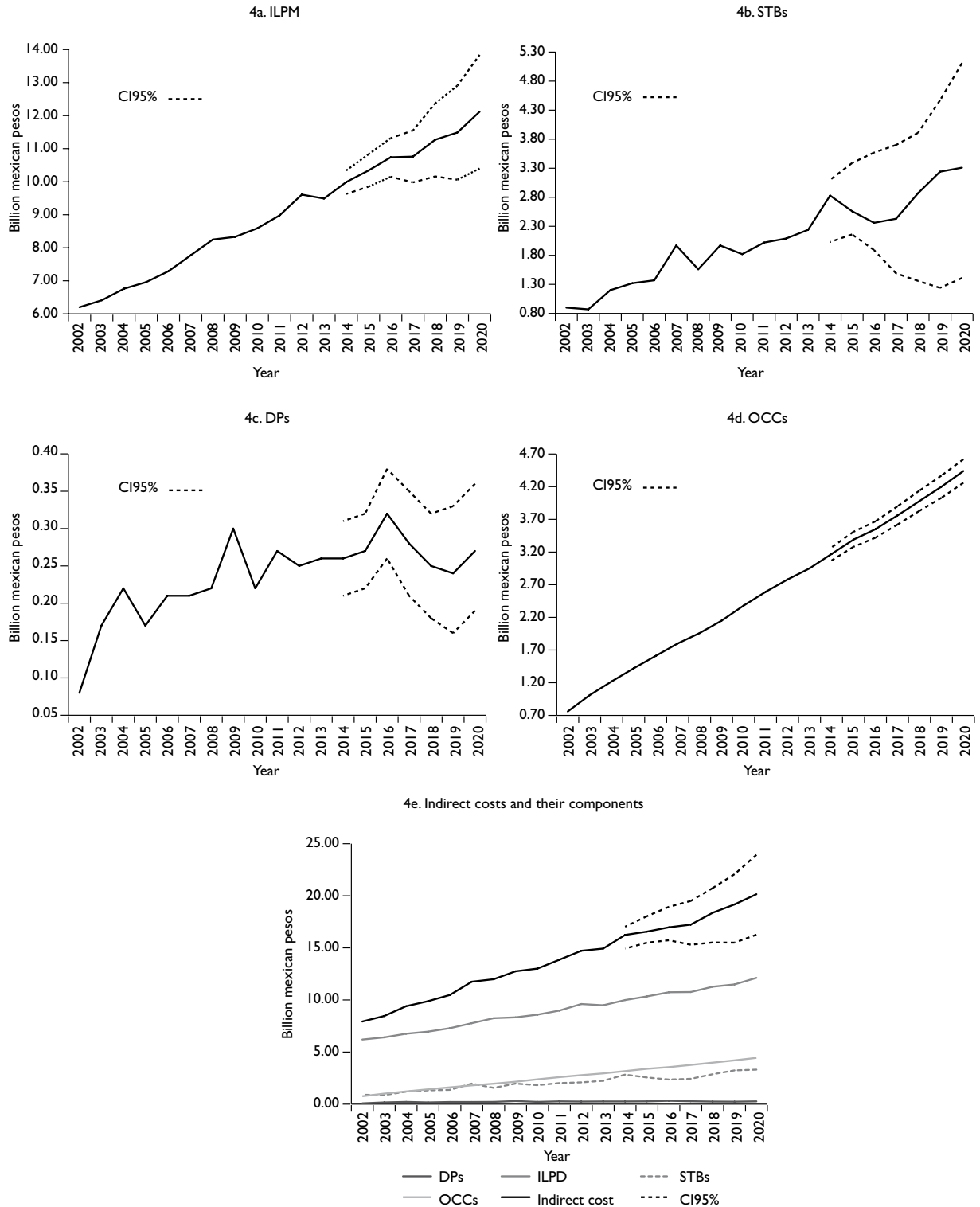
The method used to calculate the indirect cost components followed international standards applicable to this type of study. A major limiting factor for this study was the source of information used to estimate the prevalence and incidence of cancer. This limitation is because of the lack of a national population-based registry for patients with cancer in Mexico when the analysis was performed. This limitation was resolved using the International Agency for Research on Cancer (GLOBOCAN) incidence estimates, which are based on standard methodologies that consider the recorded national population data from other countries in Latin America. Although the epidemiological structure of cancer in Latin America is likely similar to that of Mexico, the effects of Mexican programs concerning prevention, detection, diagnosis, and treatment for some of the most common cancers in the country might not be reflected in the Latin America data potentially overestimating the GLOBOCAN incidence for the Mexican case.

The variation in the amounts between the BS and income might be partially because income was self-reported in the National Occupancy and Employment Survey (*Encuesta Nacional de Ocupación y Empleo*; ENOE), whereas the BS values came from data reported to the IMSS by employers for social security tax payments. This variation causes the indirect costs to be underestimated and therefore represents the floor of the actual value they might reach.



BS: base salary; SMI: sickness and maternity insurance; DLI: disability and life insurance; IMSS: Mexican Social Security Institute (*Instituto Mexicano del Seguro Social*)
 Source: The authors' calculations were based on the ENOE data, second trimester 2005-2013 INEGI and data from the IMSS statistical report. For the calculations, the 2014-2020 behavior was assumed to be similar to the 2005-2013 behavior; and the 2002-2004 behavior was assumed to be similar to the 2010-2013 behavior.

FIGURE 3. AVERAGE INCOMES USED TO CALCULATE THE INDIRECT COSTS BY AGE AND GENDER IN MEXICO FROM 2002-2020



ILPD: income lost due to premature death; STBs: short term benefits; DPs: invalidity/disability pensions; OCCs: opportunity costs for the carer
 Note: Figures in Mexican pesos must be multiplied by 1 000 and be read as "miles de millones de pesos" in the Spanish translation
 Source: The authors' calculations were based on the INEGI, Conapo, and IMSS datasets.

FIGURE 4. INDIRECT COSTS DUE TO CANCER CASES IN MEXICO FROM 2002-2020

Our projections reflect the aging population and show a modest upward trend in the BS, assuming that the incidence, prevalence, and mortality rates of cancer, as well as the salary growth rate, maintain the projected trend. With a greater change in these concepts, the study results would represent the floor of the indirect costs of cancers.

The estimate of the OCC assumes that patients' caregivers lose the opportunity to generate income from work during the critical period of cancer treatment. This assumption might generate controversy because in Mexican society, patient care often falls on a family member who belongs to the WAP but is not part of the EEAP. Moreover, no subsidy exists to support the non-medical caregiver under the social security framework in force since 2013; thus, it is important to consider the possibility of a subsidy scheme being established based on best practices reported by the Organization for Economic Cooperation and Development under the scheme of long term care in the near future.³⁰ In this context, the OCC estimates presented represent a possible scenario for the number of caregivers and the amount that they might receive for their labor.

Considering the results of the current study, the following public policies to control and eventually decrease the indirect costs of cancer in Mexico are suggested.

Create and maintain a national population-based registry of patients with cancer. This registry will allow researchers to obtain more precise incidence and prevalence rates to help improve indirect and direct cost estimates. In addition, this registry will have valuable information to plan resources within the National Health System regarding cancer.

Strengthen the link between the prevention and early detection programs of different cancers, including early treatment and follow-up assessments as well as palliative care and rehabilitation until medical discharge. This strengthening will generate significant savings in the medium term and long term by treating patients with earlier stages of cancer and therefore shortening disability times and reducing mortality.

Analyze the feasibility of extending social security economic benefits coverage by adjusting the legislation in force since 2013 to consider affiliation and sustainable funding schemes to enable the NSEEAP to access STBs and DPs in case of illness or permanent disability from cancer.

Consider the eventual establishment of a subsidy for long-term care under a sustainable financial scheme. This subsidy will be required more urgently as Mexican family structures decrease and do not count on any

one member to face long periods without income. In addition, this subsidy might help bridge the current financial inequity gap with regard to accessing existing long-term care.

Finally, it is important to emphasize that indirect costs should be one of the key components in any analysis of the total economic effect of diseases and risk factors at the population level. This cost must be complemented by an analysis of the direct costs associated with the necessary medical care of all cancers in the general population. This analysis will be addressed in a future study.

Acknowledgments

The authors take responsibility for the content presented and affirm that this paper does not reflect the positions of any of the institutions where they work.

Declaration of conflict of interests. The authors declare that they have no conflict of interests.

References

1. United Nations. Political declaration of the High-level Meeting of the General Assembly on the Prevention and Control of Non-communicable Diseases, A/66/L.1, 16 September 2011 [accessed on 2014 August]. Available at: http://www.who.int/nmh/events/un_ncd_summit2011/political_declaration_en.pdf?ua=1
2. Cecchini M, Sassi F, Lauer J, Lee Y, Guajardo-Barron V, Chisholm D. Tackling of unhealthy diets, physical inactivity and obesity: Health effects and cost-effectiveness. *Lancet* 2010;376:1775-1784.
3. Salomon J, Carvalho N, Gutiérrez-Delgado C, Orozco R, Mancuso A, Hogan D, et al. Intervention strategies to reduce the burden of non-communicable diseases in Mexico: cost effectiveness analysis. *BMJ* 2012; 344: e355. doi: 10.1136/bmj.e355
4. Sassi F. Obesity and the Economics of Prevention: Fit not Fat. Paris: OECD Publishing, 2010.
5. Horton R. GBD 2010: understanding disease, injury, and risk. *Lancet* 2012; 380(9859): 2053-2054.
6. Congreso de la Unión, Ley del Seguro Social, [accessed on August 2014]. Available at: http://www.diputados.gob.mx/LeyesBiblio/pdf/125_120515.pdf
7. Congreso de la Unión, Ley Federal del Trabajo, [accessed on August 2014]. Available at: http://www.diputados.gob.mx/LeyesBiblio/pdf/125_120615.pdf
8. Featherstone H, Whitham L. The cost of cancer. Policy Exchange. February 2010 [accessed on 2014 August]. Available at: <http://www.policyexchange.org.uk/images/publications/the%20cost%20of%20cancer%20-%20feb%2010.pdf>
9. American Cancer Society. The global economic cost of cancer 2010 [accessed on 2014 August]. Available at: <http://www.cancer.org/acs/groups/content/@internationalaffairs/documents/document/ac-spc-026203.pdf>
10. National Cancer Institute. Cancer prevalence and cost of projections 2010. [accessed on 2014 November]. Available at: <http://costprojections.cancer.gov>

11. Knaul F, Arreola-Ornelas H, Velázquez E, Dorantes J, Méndez O, Ávila-Burgos L. El costo de la atención médica del cáncer mamario: el caso del Instituto Mexicano del Seguro Social. *Salud Publica Mex* 2009;51(supl 2):263-269.
12. Reynales-Shigematsu LM, Rodríguez-Bolaños R, Jiménez JA, Juárez-Márquez SA, Castro-Ríos A, Hernández-Ávila M. Costos de la atención médica atribuibles al consumo de tabaco en el Instituto Mexicano del Seguro Social. *Salud Publica Mex* 2006;48(supl):S48-S64.
13. Flores Y, Bishai D, Lörrincz A, Lazcano-Ponce E, Hernández M, Granados-García V, et al. HPV testing for cervical cancer screening appears more cost-effective than Papanicolaou cytology in Mexico. *Cancer Causes Control* 2011;22(2): 261-272.
14. Instituto Mexicano del Seguro Social. Coordinación de Administración de Riesgos Institucionales. Evaluación de los Riesgos Considerados en el Programa de Administración de Riesgos Institucionales 2010 [accessed on 2014 November]. Available at: <http://www.imss.gov.mx/estadisticas/financieras/Documents/parievaluacion2010.pdf>
15. Comisión Nacional de Protección Social en Salud. Catálogo Universal de Servicios de Salud 2012. México: Secretaría de Salud, 2012.
16. Arroyave MG, Dávila J, Ponce MA. Grupos Relacionados con el Diagnóstico del IMSS 2012. Instituto Mexicano del Seguro Social.
17. Gutiérrez-Delgado C, Baez-Mendoza C, González-Pier E, Prieto de la Rosa A, Witlen R. Relación costo-efectividad de las intervenciones preventivas contra el cáncer cervical en mujeres mexicanas. *Salud Publica Mex* 2008;50(2):107-118.
18. Valencia-Mendoza A, Sánchez-González G, Bautista-Arredondo S, Torres-Mejía G, Bertozzi S. Costo-efectividad de políticas para el tamizaje de cáncer de mama en México. *Salud Publica Mex* 2009;51 (supl 2):S296-S304.
19. Secretaría de Salud. Unidad de Análisis Económico. Impacto financiero del sobrepeso y obesidad en México 1999-2023. UAE-NT-001-2015. México DF: Secretaría de Salud, 2015.
20. Armas-Texta D. Estimación del costo directo y costo indirecto asociado al número esperado de casos de cáncer en México al año 2020 (thesis). México: UNAM, 2016.
21. Organización Mundial de la Salud. Clasificación Estadística Internacional de Enfermedades y Problemas Relacionados con la Salud. 10th ed. Volumen I. Ginebra: Organización Mundial de la Salud, 1995.
22. Burden R, Faires J. Numerical Analysis. Brooks/Cole CENGAGE Learning 9th edition. Boston: 2010.
23. Secretaría de Salud. Sistema Nacional de Información en Salud – SINAI, cubos dinámicos [accessed on 2014 August]. Available at: <http://sinais.salud.gob.mx>
24. Instituto Mexicano del Seguro Social. Memoria Estadística 2013, Capítulo XIV, Indicadores [accessed on 2014 August]. Available at: www.imss.gov.mx/conoce_al_imss/memoria_estadistica_2013
25. Instituto Nacional de Estadística y Geografía. Encuesta Nacional de Ocupación y Empleo, Segundo Trimestre [accessed on 2014 August]. Available at: <http://www3.inegi.org.mx/sistemas/microdatos/encuestas.aspx?c=34523&s=est>
26. Instituto Nacional de Estadística y Geografía. Índices de precios [accessed on 2014 August]. Available at: <http://www.inegi.org.mx/sistemas/IndicePrecios/Cuadro.aspx?nc=CA55&T=%C3%8Dndices%20de%20Precios%20al%20Consumidor&ST=%C3%8Dndice%20Nacional%20de%20Precios%20al%20Consumidor%20y%20sus%20componentes>
27. Consejo Nacional de Población CONAPO. Proyecciones de la población de México 2010-2030, República Mexicana [accessed on 2014 August]. Available at: http://www.conapo.gob.mx/es/CONAPO/Proyecciones_Datos
28. Ferlay J, Soerjomataram I, Ervik M, Dikshit R, Eser S, Mathers C, et al. GLOBOCAN 2012 v1.0, Cancer Incidence and Mortality Worldwide: IARC CancerBase No. 11 [Internet]. Lyon: International Agency for Research on Cancer, 2013 [accessed on 2014 September]. Available at: <http://globocan.iarc.fr>
29. Domínguez-Alonso E, Seuc A. Esperanza de vida ajustada por algunas enfermedades crónicas no transmisibles. *Revista Cubana Higiene y Epid [en línea]* 2005, 43: [accessed on 2015 August] Available at: <http://www.redalyc.org/articulo.oa?id=223214845005>
30. Organization for Economic Cooperation and Development. Help wanted? Providing and paying for long-term care. Paris: Organization for Economic Cooperation and Development, 2011. [accessed on 2014 August]. Available at: <http://www.oecd.org/els/health-systems/help-wanted.htm>